



Let us share our
expertise with you



Motorized screens **In-Ceiling**



Motorized screens In-Ceiling

From 160 to 450 cm

In-Ceiling Screen is the most innovative UPGRADABLE electric in-ceiling projection screen on the market. Its mechanical construction makes it an ideal and unique solution for recessed installations both in residential and AV professional environments.

The In-Ceiling is easy to mount and has the possibility to install the roller tube with projection surface after the installation is finished. This feature allows also to easily substitute the projection surface if required by the customer for maintenance reasons or necessity to upgrade the projection cloth.

Technical specifications :

- Silent motor system provides a smooth and quiet operation
- Up to 300 (250 tensioned) cm.
 - Power: 6 Nm
 - Speed: 17 rpm
 - Power supply: 230V / 50 Hz
 - Consumption: 137 W
 - Certification: IMQ
- From 300 (250 tensioned) cm.
 - Power: 10 Nm
 - Speed: 17 rpm
 - Power supply: 230V / 50 Hz
 - Consumption: 156 W
 - Certification: IMQ
- Housing manufactured from aluminium
- Lower part of the housing, trap door and bezel sprayed with white epoxy powders (RAL 9010)
- Two ceiling mounting brackets with four threaded rods 100 cm. long
- On/Off switcher included
- Flame retardant projection surfaces - classification M1 and B1
- Minimum height required in the false ceiling: 17 cm
- PRO model: white dowel bar (height 35 mm - depth 20 mm) and optional black side borders.
- Model HC: black dowel bar, black borders of 5cm and top drop of 30 cm for 16:10 and 16: 9 formats.

Included: ceiling mounting brackets and on/off/stop switcher

Available fabrics: Cinecitta 240, Cinecitta supermicroperforated, Retro Cream, Infra, Cinopaque HC, Woven Soundfabric, Highcontrast, Highcontrast supermicroperforated

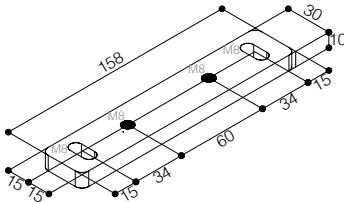
Motorized screens In-Ceiling



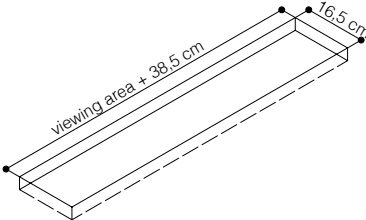
In-Ceiling						Tensioned			
Viewing sizes (cm) (W x H)				Black Borders 5cm with black top drop of 30 cm Black weighting bar		No borders White weighting bar		Black Borders 5cm with black top drop of 30 cm Black weighting bar	
1 : 1 (only without borders and not tensioned)	4 : 3	16 : 9	16 : 10	Length housing	Approx. weight	Length housing	Approx. weight	Length housing	Approx. weight
160 x 160	160 x 120	160 x 90	160 x 100	190,5	24	180,5	22	209,5	27
180 x 180	180 x 135	180 x 101	180 x 112	210,5	27	200,5	25	229,5	30
200 x 200	200 x 150	200 x 112	200 x 125	230,5	30	220,5	28	249,5	33
220 x 220	220 x 165	220 x 124	220 x 137	250,5	33	240,5	31	269,5	35
250 x 250	250 x 190	250 x 140	250 x 156	280,5	37	270,5	35	299,5	39
300 x 300	300 x 225	300 x 169	300 x 187	330,5	45	320,5	43	349,5	45
350 x 350	350 x 265	350 x 197	350 x 219	380,5	52	370,5	50	399,5	52
400 x 400	400 x 300	400 x 225	400 x 250	430,5	60	420,5	58	449,5	58
	450 x 340	450 x 253	450 x 281	480,5	67	470,5	65	N/A	

Sizes

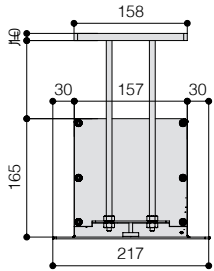
CEILING BRACKET



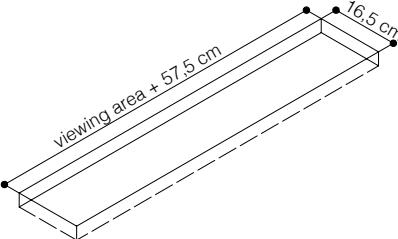
DIMENSIONS OF THE HOLE TO BE MADE IN THE FALSE CEILING



HOUSING SIDE VIEW



tensioned version



HOUSING FRONT VIEW

